

CREDIA
G1



TAKARA BELMONT CORPORATION
OSAKA HEADQUARTERS : 2-1-1, HIGASHI-SHINSAIBASHI, CHUO-KU, OSAKA, JAPAN 542-0083
TEL.+81-6-6213-5945 <http://www.takara-net.com>

Dental Treatment Center

The manufacturer reserves the right to alter or improve specifications without notice.



Belmont is a World-Renowned Brand for Quality Equipment

World

From Japan to the World

When customers around the world are satisfied and our industry is thriving, we all grow and prosper. With this in mind, Belmont has expanded its overseas business bases to 11 countries. We are constantly developing our local business connections.

Both domestically and internationally, we are working to deliver genuine satisfaction and comfort.



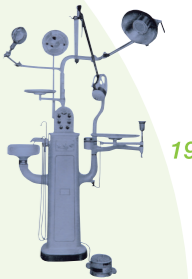
History

A History of Growth and Excellence

In 1921, Hidenobu Yoshikawa founded Belmont as a manufacturer of equipment for barbershops and beauty salons. By the 1950s, the company held a leading share of the Japanese market, thanks to the superiority of its designs and the outstanding functionality of its equipment. Belmont began expanding overseas in the 1950s, establishing subsidiaries in the USA, Canada, Europe, and South America. In the 1960s, we drew on our advanced hydraulic technology and began manufacturing dental chairs, which were soon followed by other dental equipment. Nowadays, Belmont operates subsidiaries in many regions around the world. In each plant, we enforce a rigid quality control system to manufacture reliable, trouble-free equipment incorporating our innovative designs—that's the Belmont way.



1940s



1960



1969



2011



2005

Health

Form and Function Combine to Create New Standards for Health

Our wide range of products and services are aimed at supporting the success of professionals such as dentists and doctors. At Belmont, we are in the business of helping anyone who aspires to a healthy life. Our products and services are used where and when it counts.



Technology

Pursuing Advanced Technologies to Manufacture Safe, High-Quality Products

Hydraulic devices offer the advantages of high power, safety, durability, and quiet and smooth operation. Although these devices were traditionally used for industrial purposes in factory equipment, machine tools, and aircraft, Belmont envisaged a wider range of applications that would be possible if they were made smaller and if maintenance problems were eliminated. Incorporated into our daily lives, hydraulic devices would provide new levels of comfort for us all. The realization of this dream began in 1957 with Belmont's original low-pressure electro-hydraulic devices.




Belmont—the Mark of Reliable, Durable, and Top-Quality Dental Equipment

Belmont has been manufacturing dental equipment and selling it worldwide since the 1960s. From the very beginning, we have built a solid reputation for outstanding reliability.

Belmont dental chairs use an electro-hydraulic system that we have been continuously improving since the launch of our first hydraulic chair in 1936. Our chairs have been embraced in many parts of the world thanks to their accurate and smooth operation, their high load capacity, and—above all—their durability. Ergonomically designed, our chairs are built to ensure the comfort of the patient and dentist alike.

Our dental units incorporate a pneumatic system which is simple, durable, and very easy to service. Japanese manufacturing expertise ensures that the valves and fittings work accurately and require very little servicing.

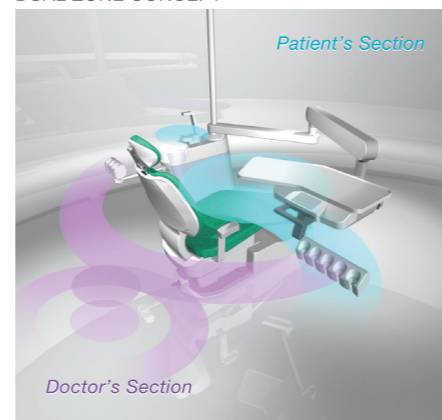
Belmont maintains strict quality control of products and parts, both within the company and in dealings with vendors. The company adopted an established quality management system based on international standards, and this has been transplanted to all of our manufacturing bases around the world.



Colored Zone Provides Sense of Comfort

Among the numerous requirements of a dental treatment system, patient comfort has always been a primary concern. Blue coloring in the patient's section of the chair promotes a sense of relaxation and separation from the dentist's section.

DUAL ZONE CONCEPT

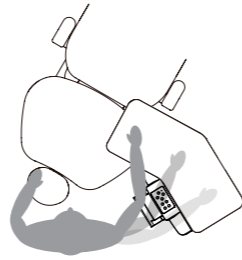


Dentist's Section

Holder Type

Keep Everything within Arm's Reach

The large and spacious tray section has a curved shape that allows you to reach everything with minimal effort.



Instrument Holders of Universal Size for Easy Handling

The instrument holders are designed to stably hold different sizes of instruments.

Control Panel



Rod Type (Continental Type)

Minimize Fatigue

The rods that hold the handpiece tubing maintain optimal tension to support the tubing during dental procedures. Little effort is required to put the instruments back in the tray. The rods have a smooth surface that is easy to clean.



Tray Holder



Control Panel



LP : Rinsing position and last position
0 : Initial position
1 : Programmed position 1
2 : Programmed position 2

Options



Vials, cotton containers, and waste receptacle



Clean water system



Bracket for flat-screen monitor



Panorama film viewer



Cuspidor and Assistant Instruments



Easy to Maintain

The porcelain cuspidor bowl is detachable and easy to clean. Switches to activate cup filling are easily accessible, both for the patient and the assistant.



Assistant Instruments

Instruments that assistants can use include a three-way syringe, an HVE, and a saliva ejector with adjustable flow control. A water service outlet with flow control and a toggle switch for flushing the bowl are located on the front panel.

Clinical Flexibility

Right or Left Handed

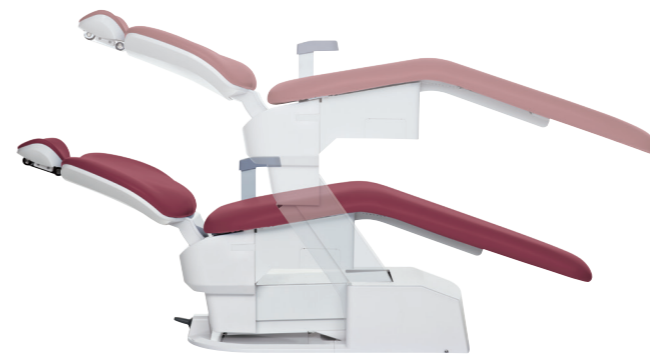
The dentist's section is symmetrically designed and the cuspidor body supports installation for left-handed dentists.

Two Handed or Four Handed

A flexible arm enables the assistant's instruments to be positioned conveniently for either two- or four-handed dental work.



Chair



Various Treatment Positions

With a wide range of movement, this chair supports a practical working environment that meets all the operator's requirements.

Smooth Motion and Heavy Lifting Capability

The chair's high-quality electro-hydraulic system provides smooth motion while handling patients weighing up to 200 kg. The j.box can be located up to 800 mm in front of the chair.



Flexible and Comfortable Positioning

This model features a twin-axis headrest with an elongated post to accommodate taller patients. The flexibility of this dual-articulating system means that the chair can be set up to provide a comfortable seating position for a wide range of patients. It can even be set up backwards for patients in wheelchairs.



Patient Comfort

The ergonomic reclining backrest supports the patient in comfort and accommodates natural body movements.



Hands-Free Operation


Hands-free manual chair movement is made possible by a fast-responding foot switch located at the base of the machine. This design eliminates the need for wired foot switches, thereby reducing clutter at the operator's feet and making it easier to clean around the machine.



Easy Entry

Compact armrest on both sides allow easy entry to the chair. The ends of the armrests are oval shaped and comfortable to hold.

Color Choices



GU01 Light Blue

GU02 Light Green

GU03 Navy

GU04 Light Gray

GU05 Wine Red

GU06 Yellow

LED Dental Light



Safe to Work with Composites

Premature curing of composites is easily avoided by activating the Composite Safe Mode switch.

The Exact Brightness You Need

Each operatory has different ambient light conditions. With this in mind, Belmont LED lights include a stepless intensity control to adjust brightness to suit the actual operatory light conditions. Light output can be adjusted between 3,100 lux and 28,000 lux, while maintaining the 5,000 K color temperature that is ideal for shade matching.



Easy on the Eyes for Dentist and Patient Alike

The Belmont LED light is engineered to minimize eye fatigue. Its crisp, clear edges prevent illumination from bothering the patient's eyes. The 85 mm x 155 mm rectangular light pattern directs the brightest light into the oral cavity, with light gradually becoming less bright across the patient's cheek area.



Flexibility in Operating Angle

The three-axis light head can be rotated smoothly and positioned effortlessly with one hand. Thanks to this flexibility, the user can easily direct illumination to the area it is needed.

Operator's Stool

This stool, which features a backrest with an adjustable angle, can be set up at any height from 473 mm to 623 mm.



Specifications

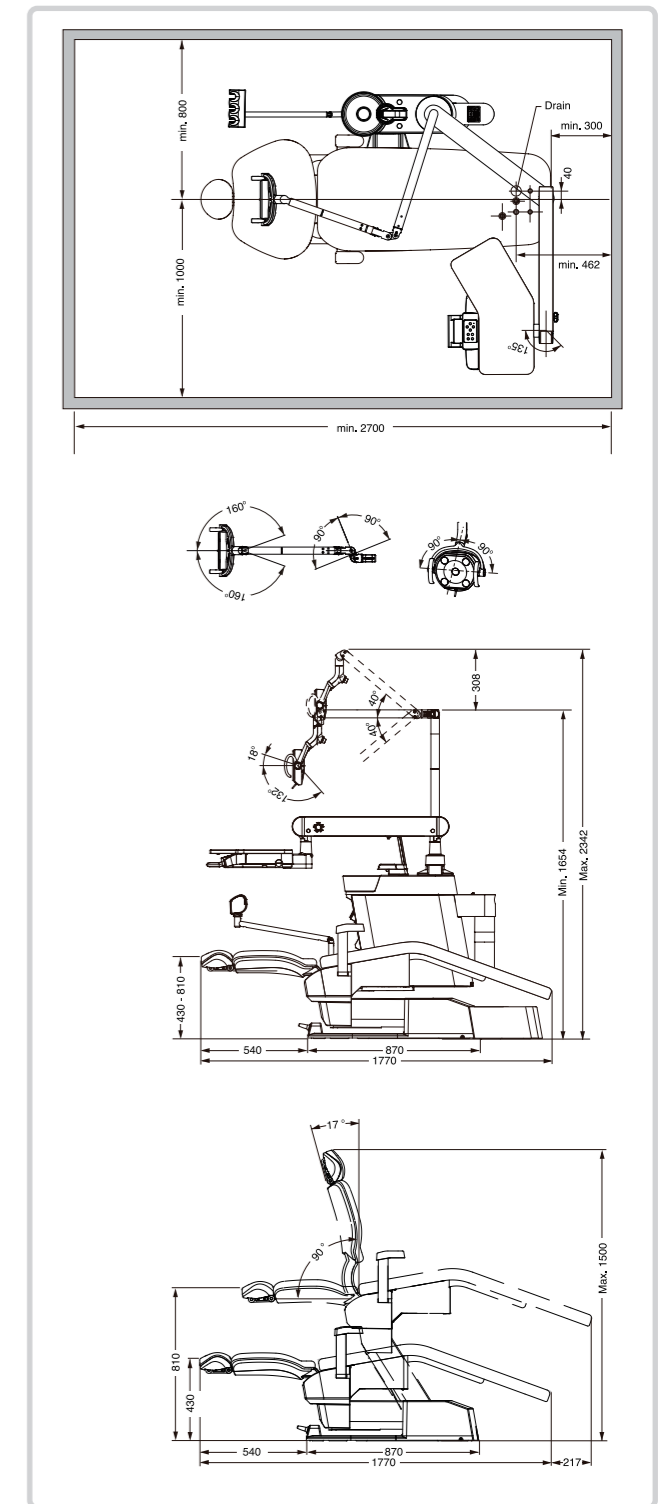
Dental Unit		
Dentist's Section		
Delivery type	Over the patient using balance arm with manual brake	●
Umbilical hoses	Internal umbilical	●
Control	Pneumatic	●
Handpiece delivery	Holder type (traditional)	▲
	Rod type (continental)	▲
Control panel	Membrane switches for chair operation (manual and programmed positions)	●
		▲
Instrument positions	Four positions, including three-way syringe	▲
	Five positions, including three-way syringe	▲
Others	Handpiece oil mist separator	●
	Transformer 24 V/4 A	●
	Flush out of water line with a toggle switch	▲
	Intraoral-size film viewer (126 mm x 46 mm)	▲
Dentist's instruments	Three-way syringe	●
	Four hole tubing (Midwest type)	▲
	Four hole tubing for fiber-optic instrument (Midwest type)	▲
	Three-hole tubing (Borden type)	▲
	Ultrasonic scaler (dealer option)	□
Cuspidor Section		
Type of mount	Chair mounted	●
Cuspidor bowl	Detachable, porcelain	●
Cup filler	On/off with push buttons	●
	Water heater for cup filler	▲
Bowl flush	Controlled with air timer. Linked with cup filler and activated with toggle on front panel	●
Vacuum and saliva ejector	Central vacuum, central saliva ejector	▲
	Air vacuum, air saliva ejector	▲
Light post	Straight light post, φ 42.7 mm with hole for monitor bracket and rotatable curved post	●
Control panel	Water service outlet with flow-adjustment valve	●
	Toggle switch for bowl flush	●
Water supply	City water	●
	Clean water system with 750 ml bottle	▲
Assistant instrument's arm	Swing arm and three instrument holders	●
	Vacuum handpiece. Detachable and autoclavable.	●
	ID φ 11 mm	●
Accessories	SE handpiece, Detachable and autoclavable	●
	Monitor bracket	△
	Vials x 5	△
	Cotton containers x 2	△
	Stainless steel waste receptacle	△
	Male connector for water service outlet	△
	Panorama size film viewer (315 mm x 150 mm)	△

- Provided as standard
- ▲ Option. Not selectable individually. Consult dealer
- △ Option. Selectable individually
- Dealer option

Dental Chair	
Patient capacity	200 kg
Seat	430 mm-810 mm via electrohydraulic action
Backrest	0°-73° via electrohydraulic action
Seat angle	Fixed at 10°
Armrest	Fixed. On left and right
Headrest	Double articulating. Manually adjustable
Operation	Joystick switch on chair base and membrane switch on dental unit (Up, Down, Forward, Back, P1, P2, LP, 0)
Safety lockout switches	Safety switch under chair
	Safety switch activated by foot control on dental unit

Dental Light	
Light source	Five LEDs
Focal distance	650 mm
Intensity	3100 lux-28000 lux
Composite mode	4300 lux
Color temperature	5000 K
Light pattern	85 mm x 155 mm
Operation	Toggle switch

Dimensions



Power Input AC 115 V, 220 V, 230 V, 240 V; 50 Hz/60 Hz
Product Weight Total 214 kg-224 kg
 Chair 130 kg, Unit 70 kg-80 kg, Light 4 kg, Stool 10 kg
Product of Vietnam